




**LIVRET
PÉDAGOGIQUE**



Les tous p'tits



Apiculteurs

CYCLE I



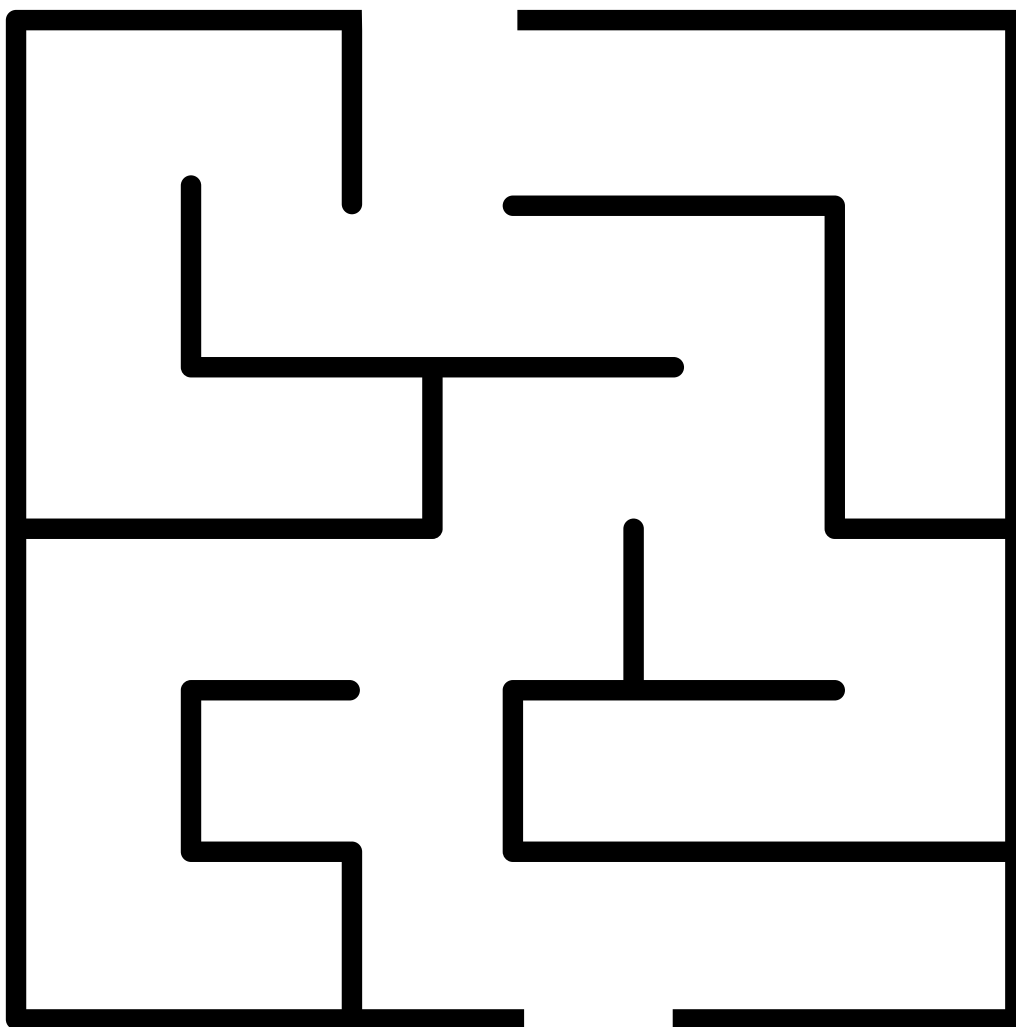

MISSION 1

Colorie l'abeille à l'aide des symboles.



MISSION 2

Aide l'abeille à retrouver son chemin jusqu'à la ruche.



2

MISSION 3

Relie l'abeille à la fleur qu'elle aimerait butiner.

The image shows a matching exercise with four rows. Each row contains a bee on the left, a thought bubble with a flower inside, a black dot, and a larger flower on the right. The thought bubbles contain pink, green, blue, and red flowers. The larger flowers on the right are red, blue, pink, and green. The goal is to connect each bee to the flower it is thinking of.

MISSION 4

Trouve les 4 différences entre les deux images en les entourant.







4

MISSION 5

La petite abeille a perdu son ombre !

Entoure l'ombre correspondant à celle de la petite abeille.



5




**BRAVO !
TU AS RÉUSSI
TOUTES TES MISSIONS !**

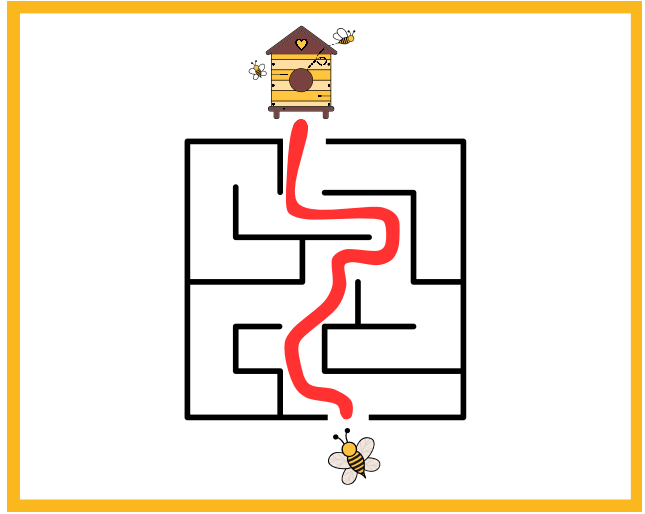


CORRECTIONS


MISSION 1




MISSION 2




MISSION 3



MISSION 4



MISSION 5





ZOOPARC
TREGOMEUR

— Terre d'Asie —